



Community Health Needs Assessment

South Lyon Medical Center

March 29, 2016

Community Health Needs Assessment
South Lyon Medical Center / Yerington, Nevada

Table of Contents

Introduction	1
Demographic Profile of South Lyon County	2
Community Health Needs Assessment Project	5
Community Health and Health Care Needs	7
Summary of Community Health Needs in SLMC Service Area	12
Community Needs and Implementation Strategies	13
Evaluation of previous Community Health needs Assessment	15
Appendices and Notes	17
2015 Community Health needs Assessment Survey	18

Community Health Needs Assessment

South Lyon Medical Center

Introduction

The Nevada Office of Rural Health (NORH) provided technical assistance to Nevada rural hospitals undertaking a comprehensive community health care needs assessment (CHNA). This technical assistance was supported by grant funding from the Medicare Rural Hospital Flexibility Program (Flex). This CHNA was undertaken South Lyon Medical Center with the assistance of the NORH, University Center for Economic Development (UCED), and Nevada NRHP.

This CHNA involved community interviews. Primary data collection included the community health survey administration and reports. Secondary data included county-level and sub-county-level community health profiles generated from U.S. Census Information and Center for Health Information Analysis (CHIA), a research center at the University of Nevada Las Vegas. The final report was developed from community health needs assessment findings, recommendations and action plans.

The post-assessment action planning and implementation technical assistance facilitated post-assessment community outreach. The dissemination of community health needs assessment results occurred with community residents and rural health care stakeholders. Strategic planning was ongoing with hospital administration, SLHC, Inc. along with financial feasibility assessments of new and existing (expanded/modified) service lines for any requesting facility. These financial and technical feasibility assessments may involve any new telehealth services for any requesting facility.

The primary facilitator is John Packham, PhD, Nevada Rural Hospital Flexibility Program, Nevada Office of Rural Health, Director of the Office of Health Workforce Research and Analysis at the University of Nevada School of Medicine.

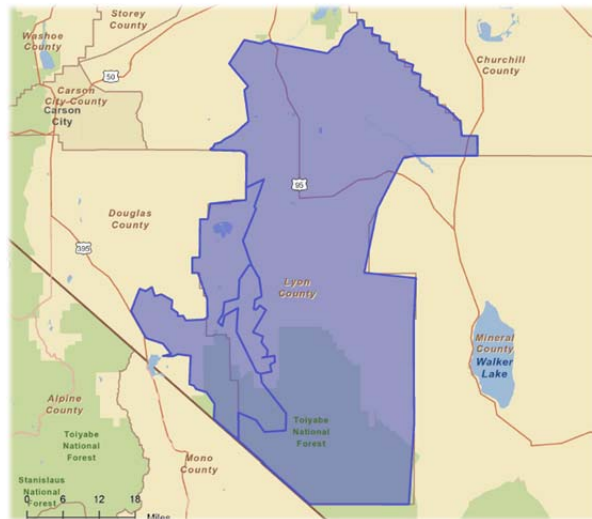
Demographic Profile of South Lyon County

Medical Service Area of South Lyon Medical Center

Definition and Description of the Community Served by South Lyon Medical Center

The primary medical service area for South Lyon Medical Center consists of three zip code tabulation areas: 89430 (Smith Valley), 89444 (Wellington) and 89447 (Yerington). For Wellington, the portion of the zip code tabulation area within Douglas County was also included. See Figure 1 for a map of the primary medical service area considered in this report. This area is 1,098 square miles in size, larger than the state of Rhode Island (1,033).

**Figure 1. Primary Medical Service Area of South Lyon Medical Center
(Zip codes 89430, 89444, and 89447)**



Source: ESRI Business Analyst On-line

Existing Health Care Resources and Facilities in South Lyon County

South Lyon Medical Center (SLMC) is a 14-bed acute care non-profit Hospital with an attached 49-bed skilled nursing facility located in Yerington, Nevada. The hospital offers non-invasive cardiac monitoring, C-T and MRI services, as well as general medical and pediatric inpatient services. Physical therapy, laboratory, and social services are also offered. The nutritional services department serves approximately 5,200 meals monthly.

Four affiliated clinics serve the area. Three of these are in Yerington and one is in Smith Valley. Three are classified as rural health clinics: (1) Physicians Clinic, an outpatient clinic, with one PA (Physician's Assistant) and two APRN's (Advanced Practice Registered Nurse); (2) Barnett Clinic for walk-in patients with one Physician Assistant and additional backup available from the Emergency Room Physician; (3) Smith Valley Physicians Clinic, an outpatient clinic, with one physician and one PA (Physician Assistant.) The fourth clinic is a Visiting Physicians Clinic, supplying facilities for specialty care from scheduled rotating physicians.

There is one adult group care facility and one home health care agency that are not affiliated with SLMC.

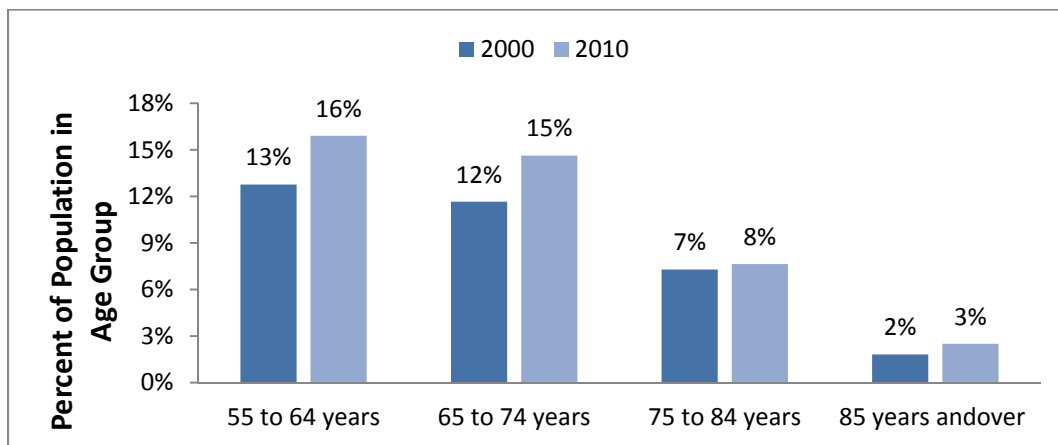
Total population and trend

According to the Census 2010 data, the population of the SLMC service area was 11,098. The population increased by 111 people or about 1% from the 2000 Census to the 2010 Census. This is in contrast to the overall Nevada growth rate of about 35% over the same period. Given the impacts of the recession and housing crisis on the state of Nevada, population growth throughout the state is projected to be modest over the next few years. The SLMC service area, however, may experience significant growth in the next few years if plans to open a nearby copper mine are carried out. Currently, this area is primarily agricultural.

Aging trends

The proportion of south Lyon County population aged 65 years and older was 25% in the 2010 Census or 2,750 individuals. This is about twice the proportion of this age group in the national or state population. The ratio of people aged 65 and older compared to people aged 0 to 64 is one to three compared to the ratio of one to seven in Nevada. There is also a higher proportion of the 85 and older group in South Lyon area (3%) as compared to the Nevada population as a whole (1%). See Figure 2 for a comparison of the proportion of the population in each age group 55 and older in Census 2000 and Census 2010. Each of these older cohorts is a larger percentage of the population in 2010 than it was in 2000.

Figure 2. Percentage of Total Population by Age Group for SLMC Service Area, Census 2000 and Census 2010, Age 55 and Older



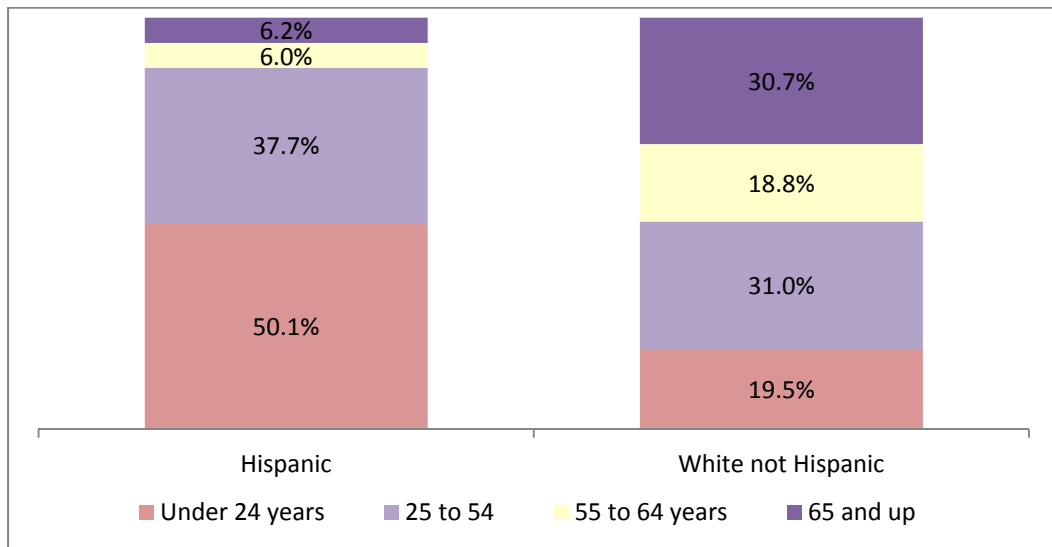
Despite the slow population growth in the SLMC service area, the population 65 and up grew 20% or by 468 individuals from 2000 to 2010. The proportion of individuals age 55 to 64 increased from 13% to 16% of the population in the SLMC service area over the ten years between Censuses. Given this large baby boomer population, the number of people in the area with Medicare coverage is very likely to continue to increase. If the copper mine opens, younger residents may also increase significantly.

Diversity

Population diversity increased from year 2000 to 2010. The Hispanic population increased by 134 individuals between years 2000 and 2010. The proportion of Hispanics in the population increased from 16% to 17%. For comparison, the state of Nevada was 27% Hispanic in 2010. The Hispanic population was much younger on average than was the non-Hispanic white population. For example, 31% of the white non-Hispanic population is 65 or older, while only 6% of the Hispanic population is aged 65 or older (see Figure 3). The percentage of non-white population increased from 15% to 19% over the ten year period while 25% of the Nevada population reported being non-white or mixed race.

The SLMC service area is a slowly growing population with a large and growing proportion of older individuals. The population also became more diverse. The region’s demographic composition is likely to change if the copper mine opening proceeds.

Figure 3. Comparison of SLMC Service Area Population by Age Group and Hispanic Ethnicity, 2010 Census



Social and Economic Profile of SLMC Service Area

The proportion of the population aged 25 or older with high school degrees was comparable to state and national proportions at 84%. From the 2010 census, the proportion of the population aged 25 and older with a Bachelor’s degree or higher, was about 13%, lower than Nevada’s (21%) proportion and the United States’ (28%) proportion. The United States Bureau of Labor Statistics estimated an unemployment rate of in Lyon County of 8.7% as of December 2015, higher than the national rate of 5.0% and the Nevada rate of 6.1%.

In summary, this service area has a large proportion of individuals 65 and older, which means health care planners are heavily affected by any changes in Medicare policy. Incomes are lower than average with a high proportion of households in the 100% to 200% of poverty level income range. The region has been slow growing but has become more diverse over the last decade. A planned mine opening may cause significant population

Community Health Needs Assessment - South Lyon Medical Center

growth and bring in younger families as well as change other demographic, economic and social characteristics of the region.

Economic Impact of South Lyon Medical Center

The presence of a hospital in southern Lyon County with convenient health services and its close-by emergency services are assets in attracting new businesses to the community as well as in retaining and attracting retirees. The hospital keeps health care jobs and dollars re-circulating within the SLMC primary service area. Additional jobs within the region are associated with direct employment and purchases of SLMC. South Lyon Medical Center employs 161 full-time employee equivalents (FTEs) in 2015 with a payroll of \$6.5 million. The indirect effects of the hospital purchases from other businesses in the community as well as the effects of more payroll available to local households were associated with an additional 46 FTE and \$1.4 million in payroll in other businesses within south Lyon County area .

South Lyon Medical Center has an important economic role in addition to its role as health care provider.

Community Health Needs Assessment Project

Primary Data Collection and Analysis

This section describes the process that Nevada State Office of Rural Health (NSORH) utilized to solicit community input on local health and health care needs in Yerington and south Lyon County, Nevada.

NSORH staff met with administration and staff of SLMC in April 2015, to review the CHNA process. For the initial meeting with hospital personnel, NSORH outlined the process and phases of the CHNA and provided the hospital with a letter to send to community stakeholders and organizations.

Collaboration with community organizations representing broad interests of the community

South Lyon Medical Center solicited input of membership of the many community organizations including Lyon County government, Lyon County School district, Yerington and Smith Valley Rotary and St. John's Catholic Church.

Survey Development

The survey instrument was developed by NSORH using models from the Catholic Health Care Association of the United States and the National Center for Rural Health Works. A preliminary draft of the survey was presented to administration for input. NSORH designated core questions be included in each survey that would allow. Additional questions were subject to the approval of the administration and/or CHNA committee of the participating hospital. Like other CHNA surveys being developed by NSORH, hospital administration was given the opportunity to include questions that addressed unique concerns of the hospital (e.g., utilization of local versus non-local retail pharmacies, whether or not respondents would use pediatric services if available locally). Surveys questions were finalized via teleconference with NSORH. An eighteen question community input survey was designed for the South Lyon Medical Center CHNA.

Survey Distribution

1,750 surveys were distributed to local community business and groups, including Yerington and Smith Valley Schools. 480 Spanish surveys were provided to Yerington Elementary school in an attempt to reach out to non-English speaking community members. An online version of the survey with identical questions was made available on the South Lyon Medical Center website and Facebook page using Survey Monkey. 302 completed paper surveys were returned to NSORH (8 in Spanish) and 52 additional surveys were completed online. The University of Nevada Institutional Review Board did not require approval of this pilot project because the information was collected for a community health needs assessment rather than research purposes.

Survey Methodology & Measures

Demographic questions were not included in the core questions provided by NORH to estimate the characteristics of the respondents. The rationale for not including demographic questions is three-fold. First NORH has prior survey administration experience that the inclusion of socio-demographic questions might inhibit potential participants from completing the survey. Second, demographic information was available from other sources. Third, the purpose of the CHNA process was to report on community health needs, not to undertake a bi or multivariate analysis (e.g. socio-demographics and self-report data). South Lyon Medical Center did not elect to add questions related to socio-demographic factors when given the opportunity to revise the survey questionnaire.

Community Health and Health Care Needs Focus

The survey's core questions addressed perceived community health and health care needs. Specific questions addressed the overall health of the participating community (Likert), factors that contribute to the health of the community (multiple choice), the top health needs of the community (multiple choice), and factors that promote community health more generally (multiple choice). Toward the end of the survey participants were asked to identify the top health care challenges in the South Lyon Medical Center service area in an open-ended format.

Individual Health and Health Care

Survey respondents were asked to rate their personal health (Likert). They were also asked to list their sources of health insurance coverage (multiple choice) and the length of time the coverage was in effect (multiple choice), primary source for medical information (multiple choice) and the towns or city where they receive the majority of care (multiple choice).

South Lyon Medical Center Utilization

Survey respondents were asked whether they had used the services of South Lyon Medical Center (dichotomous), which services they had used at South Lyon Medical Center (multiple choice.) Participants were also asked whether they had used the services of another hospital or medical provider (dichotomous) and to select the reasons for doing so from a list of options (multiple choice).

Analyses

Assessment data were analyzed using SPSS (IBM Statistics 19) and thematic analysis. Paper surveys were scanned into an Excel database using AUTODATA Scannable Office. For the paper surveys, basic descriptive frequencies were calculated for close-ended questions surveys using SPSS. Data from the online survey (consisting of identical questions to the paper version) were hand entered into an Excel database and merged with data from the scanned surveys. Cumulative frequencies and percentages were then calculated in Excel for the merged datasets. Responses to open-ended questions for both versions of the survey were transcribed into Microsoft Word and thematic analysis was conducted to determine major issues and health needs.

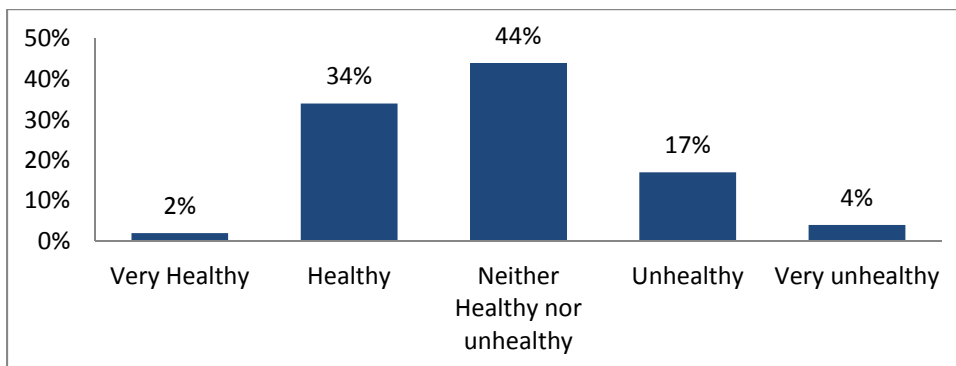
Questionnaire is at the end of the CHNA

Community Health and Health Care Needs

Survey Outcomes

The survey's core questions addressed perceived community health and health care needs. While approximately one-third of the respondents (34%) rated the overall health of the community as "healthy," almost half (44%) chose the neutral response of "neither healthy nor unhealthy" (Figure 4). An additional seventeen percent rated the community as "unhealthy" with four percent selecting "very unhealthy."

Figure 4: In the most general terms, how would you rate the overall health of your community?



Respondents rated the top health needs people in the community face as: Access to health care services (17%), Cost of health care (15%), Aging related problems, such as arthritis or hearing loss (8%), Obesity (7%) and Cancers (6%). Respondents cited the following factors as most important for a healthy community and improving the quality of life in the community: Access to health care (20%), Good jobs and a healthy economy (18%), Healthy behaviors and lifestyles (11%), Good place to raise children (8%), Strong family life (8%), Good schools (7%) and Low crime and safe neighborhoods (7%). Respondents identified their top concerns about health care in the south Lyon County community and surrounding area as:

- Quality of care considerations
- Lack of physicians
- Lack of specialists
- Cost of health care

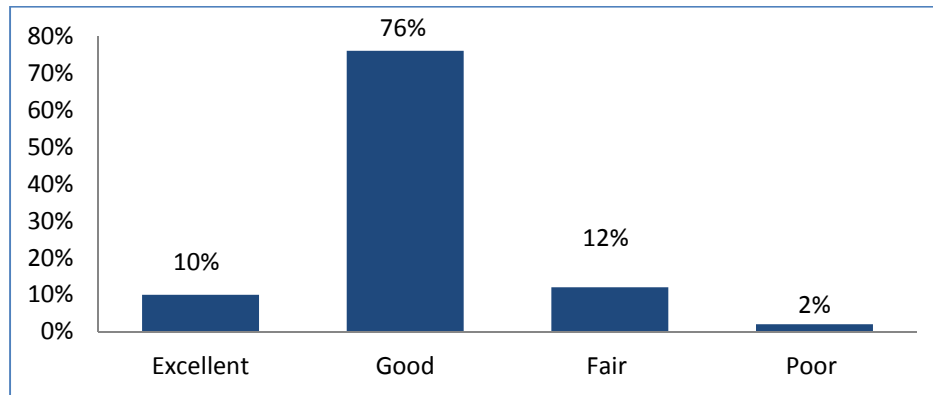
Community Health Needs Assessment - South Lyon Medical Center

- Limited services for the elderly
- Need for education on disease prevention

Individual Health and Health Care Needs

The majority of respondents rated their overall health as “good” (76%) or “excellent” (10%) with 12% reporting “fair” health and only 2% designating their personal health as “poor.” (Figure 5)

Figure 5: In general, how would you rate your personal health?

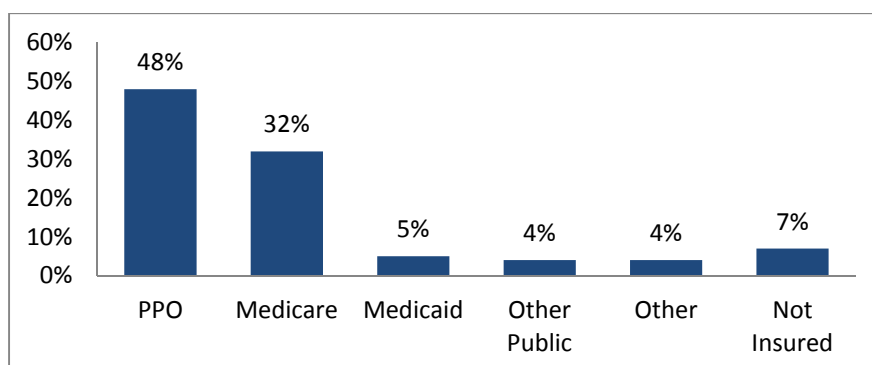


Health Care Utilization and Health Insurance Coverage

Figure 6 highlights the distribution of health insurance coverage among respondents. Almost half of respondents (48%) indicated that they use a Preferred Provider Organization (PPO) as their primary source of health insurance or health coverage (Figure 6). Thirty eight percent indicated that their primary source of insurance or coverage was Medicare, five percent were covered by Medicaid and another four percent selected Other and Other Public respectively. An additional seven percent indicated they were not insured. Most respondents (77%) indicated they maintained continuous insurance coverage for more than 2 years. Of those surveyed:

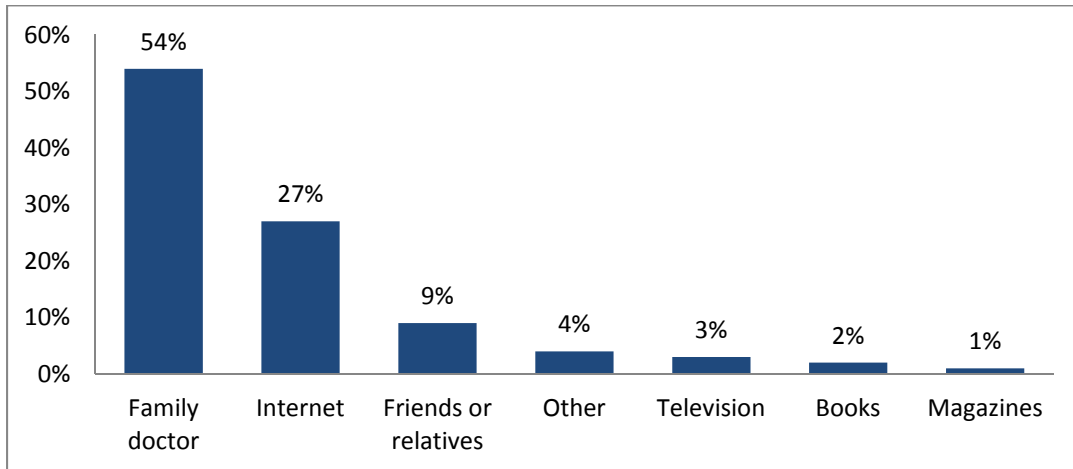
- 75% have used hospital or clinic services provided by South Lyon Medical Center in the past year
- 69% received care from a hospital or medical provider other than South Lyon Medical Center in the past year

Figure 6: Primary Health Insurance/Health Coverage



The majority of respondents (54%) indicated that they use their family doctor as their primary source of information. Over one in four cited the Internet as their primary source for medical information (Figure 7).

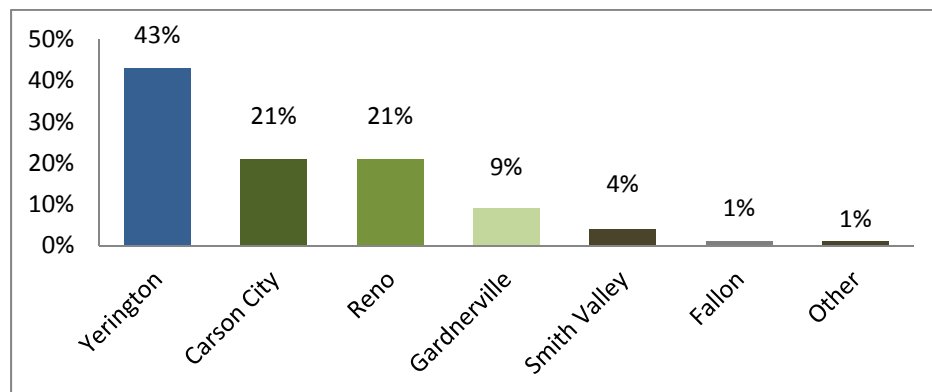
Figure 7: What is your primary source for medical information?



South Lyon Medical Center

The forty-three percent of respondents had used hospital or clinic service provided by South Lyon Medical Center in the past year, followed by a tie between Carson City and Reno (21%) from Figure 8.

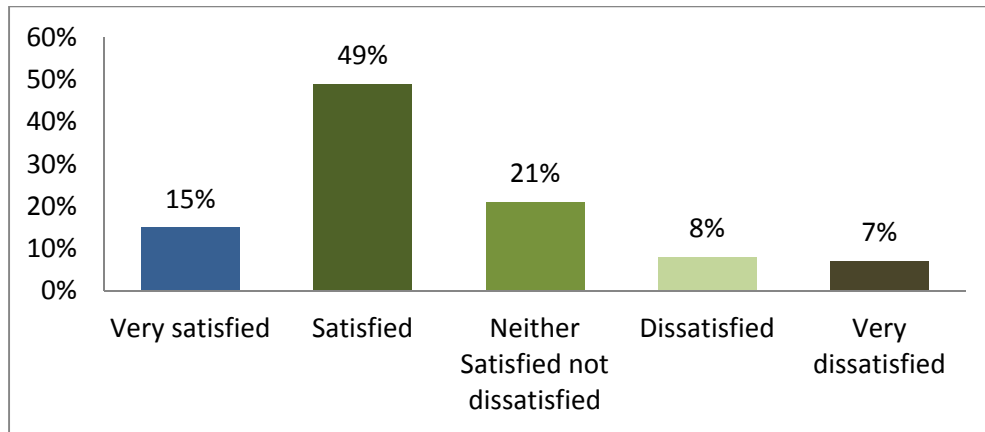
Figure 8: Which one of the following towns or cities do you primarily go to for your health care related needs?



Those who had visited South Lyon Medical Center accessed the following services: primary care clinic services - physician or nurse practitioner visit (34%), laboratory (18%), radiology – X-ray CT MRI (15%), emergency department (11%), flu shots (6%), radiology – mammography (6%), physician referral (5%).

Figure 9 highlights that the majority of respondents were satisfied (49%) or very satisfied (15%) with the care they received at SLMC, while twenty-one percent were neither satisfied nor dissatisfied, and fifteen percent either dissatisfied (8%) or very dissatisfied (7%).

Figure 9: Satisfaction with the services received at South Lyon Medical Center



Over two-thirds of respondents (69%) had received care from a hospital or medical provider other than South Lyon Medical Center in the past year. Those individuals cited the following reasons for going elsewhere: hospital or specialty services were not available locally (34%), quality of care considerations (22%), referred to another hospital or medical provider by a local physician (15%), insurance coverage (6%), closer or more convenient (6%), hospital or medical provider was recommended by a friend or relative (5%), costs were lower (3%), confidentiality (3%), Out of town when the illness or injury occurred (2%) and other (5%). Less than one-fourth of respondents (23%) indicated that they would use pediatric care services in south Lyon.

Secondary Data Collection and Analysis

Secondary data was not collected by the organization performing this community health need assessment report. It was collected by Federal, State and private agencies and retrieved for this report through data set agreements or retrieved from public available sources, e.g. American Community Survey or the U.S. Census Bureau.

South Lyon Medical Center Patient Utilization of Inpatient, Emergency Room and Outpatient Services

Methodology

The number of inpatient stays, emergency room and outpatient services utilized at South Lyon Medical Center was summarized from the medical data submitted to the State of Nevada for the calendar year 2014. This data is from the Center for Health Information Analysis (CHIA), a research center at the University of Nevada Las Vegas (UNLV) within the School of Community Health Sciences. CHIA is contracted by the Nevada Department of Health and Human Services (DHHS), Division of Healthcare Financing and Policy (DHCFP).

Community Health Needs Assessment - South Lyon Medical Center

Inpatient data summarized by the major diagnosis categories. The Major Diagnostic Categories (MDC) were created by dividing all possible principal diagnoses (from ICD-9 codes) into the top 25 mutually exclusive diagnosis categories. The diagnoses in each MDC correspond to a single organ system or etiology and in general are associated with a particular medical specialty. MDC 1 to MDC 23 are grouped according to principal diagnoses. Patients are assigned to MDC 24 (Multiple Significant Trauma) with at least two significant trauma diagnosis codes (either as principal or secondary) from different body site categories and MDC 25 is reserved for a patient with HIV. The major diagnosis categories used by the emergency room and outpatient services data is slightly different as the grouping is determined through the coding structure of the ICD-9 codes. Two data sets were used. One data set contained all activity based at South Lyon Medical Center. The second data set contained data of local residents’ utilization at all Nevada hospital from the selected zip codes (zip codes 89430, 89444, 89447).

The South Lyon Medical Center data was divided into three sections: (1) inpatient stays; (2) emergency department visits; and (3) outpatient services. The vast majority of the patients treated at SLMC were from the defined medical service area. The balance of services utilized came from residents who were from outside of the Yerington, Wellington, and Smith Valley areas.

South Lyon Medical Center Inpatient Stays

Of the 1,126 inpatient stays from the South Lyon Medical Center service area, 6.7% were treated at South Lyon Medical Center and 93.3% were treated at out of area hospitals. The major diagnoses groups for the inpatient data at South Lyon Medical Center is summed in the Figure 9. The top three diagnosis groups were respiratory, circulatory, and endocrine comprising 45.3% of all cases. Respiratory diagnosis includes pneumonia, chronic obstruction pulmonary disease, and pulmonary embolism. Circulatory diagnosis includes heart failure, cardiac arrhythmia, and syncope. Endocrine, nutritional, and metabolic diagnosis includes thyroid, diabetes, nutritional deficiencies, and other metabolic disorders.

Figure 9. Inpatient Services Utilization at South Lyon Medical Center – 2014

Major Diagnosis Category	Total SLMC Service Area	SLMC Patients		Out of Area Hospitals	
		Number	Percent	Number	Percent
Respiratory	60	23	38.3	37	61.7
Circulatory	25	4	16.0	21	84.0
Endocrine, Nutritional & Metabolic	9	7	77.8	2	22.2
Other	1,032	41	4.0	991	96.0
Total	1,126	75	6.7	1,051	93.3

South Lyon Medical Center Emergency Department Visits

The top three Emergency Department (ED) major diagnosis categories were symptoms and ill-defined conditions, injury and poisoning, and circulatory system. These three categories total were 52.3% of all cases.

Overall ED usage was 93.4% by local residents. Less than seven in one hundred visits were by persons not from the service area, a reminder that the hospital serves a more local community.

The top three categories were general in scope. The major diagnosis group listed is symptoms and ill-defined conditions, which is a broadly defined category for general complaints coming from any part of the body. It is not specific in nature and would be diagnosed at the time of the visit. Injuries and poisonings also include fractures, concussions, and sprains. Metabolic and immunity disorders cover thyroid, diabetes, nutritional deficiencies, and other metabolic disorders.

South Lyon Medical Center Outpatient Services Visits

There was more diversity in the utilization of outpatient services and the top categories were expanded to include five major diagnosis group categories. These categories comprise 76.3% of the services used:

- specific procedures and aftercare
 - includes follow up visits and continuing care
- metabolic and immunity disorders
 - involves the thyroid, diabetes, nutritional deficiencies, obesity, immunity deficiencies (not AIDS-HIV), and various disturbances of the metabolism.
- circulatory
 - includes rheumatic fever, heart disease, hypertension, and acute myocardial infarction
- symptoms and ill-defined conditions
 - broadly defined category for general complaints coming from any part of the body.
- musculoskeletal system
 - diagnoses involve arthritis, colitis, uric acid, diabetes, the spine, rheumatism, and bone conditions.

As for emergency department visits, most visits were diagnosed with general symptoms and ill-defined conditions. While this diagnosis is very general in scope, the diagnosis is preliminary in nature not a final diagnosis. Outpatient services diagnosis were more specific with the top four diagnosis groups being circulatory, musculoskeletal, metabolic and immunity disorders, followed with symptoms and ill-defined conditions.

Summary of Community Health Needs in SLMC Service Area

Local residents access their local hospital for basic care and the first stages of symptom diagnosis. The research data shows local residents going out of the area hospitals for a large percentage of care. The data presents an opportunity for South Lyon Medical Center to evaluate increasing their market share of primary and

maintenance health care. Further analysis would be needed to target and support specialty care and understand the scope and complexity of care needed by the population in the hospital medical service area.

Information Gaps that Limit South Lyon Medical Center’s Ability to Assess All of the Community’s Health Needs

South Lyon County has a population of about 11,100 people. The South Lyon region is situated within a very large county of over 2000 square miles. The population of northern region of Lyon County is larger than that of the southern region and very different demographically. Because of this, county level data on proportion of uninsured does not adequately replace lower level estimates. CHIA data analyzed above includes only those individuals who did get treatment for their condition, not those who were unable to get treatment.

Other health indicator data such as cancer registries, vital statistics, BRFSS, county health rankings, Medicaid enrollment as well as some American Community Survey data that is available for larger populations or at the county level were also not available for Yerington, Wellington, and Smith Valley..

Community Needs and Implementation Strategies

Process for Identifying and Prioritizing Services to Meet the Community Health Needs in South Lyon County

The South Lyon Medical Center strategic plan addresses the following needs and implementation strategies.

Respondents of the Community Health Needs Assessment Survey identified as their top concerns: Access to Healthcare, Quality of Care, Cost of Care and More specialty Services Needed. In response, South Lyon Medical Center’s CEO and her administrative team worked to develop a strategic plan that was reviewed and endorsed by both the facility’s operating board.

The Strategic Objectives developed as a result of these planning meetings were ranked by priority and are as follows:

- 1) Access to Healthcare
- 2) Quality of Care
- 3) Cost of Care
- 4) More Specialty Services Needed

Objective One - Access to Healthcare

The SLMC administrative team determined that the following strategies to improve access to healthcare: The facility will promote and increase the availability of same day clinic appointments. The facility has implemented “Wellness Wednesdays”, every week where a core set of lab tests are done at substantially reduced costs. Also, Telemedicine services will be increased in the types of services provided and promotion of these services will be increased. Telemedicine education will be provided to all primary care providers.

Community Health Needs Assessment - South Lyon Medical Center

Objective Two - Quality of Care

Perception - The administrative team recognizes that the facility perception is not as positive as they would like. The facility has changed the hiring and staffing practice of the emergency room and now staffs with experienced emergency room physicians. These providers will be promoted through media sources and in person when possible. The facility participates in the CMS (Center for Medicare and Medicaid Services) HCAPS (Consumer Assessment of Healthcare Providers and Services) quality review. The facility will monitor those and implement identified areas of improvement. Additionally, administration recognizes the physical plant is in need of modernization and is working toward improvement in patient care areas. Finally, the facility implemented a zero tolerance for poor customer services and continues to work on improving the customer care culture. Employee annual evaluations now focus on customer service.

Objective Three - Cost of Care

The facility has added new discounts and is currently in the process of redoing its sliding fee application and requirements. We have added a cash clinic offering patients with no insurance an option to see a physician for a focused visit at a \$50 cost. Our cash clinic is available at all three clinics with all providers for focused visits only. A prompt pay discount was instituted which allows patients a 30% discount if charges are paid in full at the time of service for outpatient testing and 10 days after statement for emergency room charges. We have also revised our sliding fee discounts to be more generous and less restrictive. Additionally, the hospital has a certified enroller counselor on staff to help individuals obtain coverage through the Nevada Health Insurance Exchange.

Objective Four - More Specialty Services Needed

Educate all our providers on the availability of telemedicine services through Renown for many specialty providers. Increase the advertising for our visiting provider calendar including a better internet presence and social media. South Lyon Medical Center, along with the Yerington Paiute Tribe and the South Lyon Health Center Foundation are working on bringing dialysis services to the district. These negotiations began in early 2015. With the assistance of Sanderling Dialysis Services, this may soon become a reality.

South Lyon Medical Center's Final Implementation Plan

South Lyon Medical Center cannot address the following needs with the associated reasons.

The survey also identified services that the community would like to have available at South Lyon Medical Center. These services include: obstetrics and gynecology, pediatrics, cancer care, mental health and substance abuse services, and transportation to and from health care services. South Lyon Medical Center has reviewed the feasibility of providing each requested service. Through an association with University of Nevada School of Medicine, the facility now provides obstetrics and gynecology services on a limited basis through its specialty clinic.

Due to regulatory, construction, and reimbursement constraints, cancer care services have been prohibitive under current economic conditions. SLMC is working with Nevada Rural Hospital Partners to increase the availability of mental health services thru a grant supporting telemedicine opportunities. Should this become feasible in the future, South Lyon Medical Center will again review the potential of adding these services.

Community Health Needs Assessment - South Lyon Medical Center

South Lyon Medical Center continues to promote and support mental health services in the area. Current barriers to mental health include availability and accessibility. As federal and state monies continue to see dramatic budget cuts, mental health services in rural areas become scarce.

Strategy for Making the Community Health Needs Assessment Available to the Community

The planned dissemination of the CHNA report are the South Lyon Medical Center's website and printed copies available upon request from South Lyon Medical Center. Information has been previously presented in a public meeting held at the South Lyon Medical Center on Wednesday September 23rd, 2015.

Evaluation of previous South Lyon Medical Center Community Health Needs Assessment.

The following Strategic Objectives were identified from the 2012 South Lyon Medical Center Community Health Needs Assessment:

1) Improve Community Confidence and Awareness

Actions taken - The hospital hired a half time equivalent FTE to concentrate on community outreach and oversee the hospital's Facebook and web page. Part of this responsibility includes participating in community events such as Relay for Life, many Job Fairs, Hoops for Heroes, Spring Fling, flu clinics at business locations - just to name a few.

2) Improve Customer and Staff Satisfaction

The hospital resurveyed the employees in March 2015 and has done a few market adjustments to wages. A new employee evaluation process was implemented in 2014 which focuses on customer service with a bonus given for providing exceptional customer service.

3) Improve Informational and Clinical Services

Actions taken - The facility implemented a hospital wide Electronic Health Records system (EHR) in 2012. With Electronic Health Records system information can be created and managed by authorized providers in a digital format capable of being shared with other providers across more than one health care organization. The facility subsequently implemented the EHR technology to all three Rural Hospital Clinics.

4) Improve Efficiency and Manage Costs

Actions taken - The hospital reviewed expenses and may cuts resulting in a decrease in Operating Expenses of 7.0% from 2012 to 2015 from \$12.2M in 2012 to \$11.4M in 2015 in an environment of increasing costs. Additionally, Expenses for Salaries and wages were decreased by 12.3 % from 2012 to 2015 from \$7.3M in 2012 to \$6.5 in 2015.

5) Increase Revenue

Actions taken - The actions taken by the hospital resulted in an increase in Gross Patient Revenue of 17.5% from 2012 to 2015 from \$16.5M in 2012 to \$20.0M in 2015.

Community Health Needs Assessment - South Lyon Medical Center

6) Improve Facilities and Grounds

Actions taken - The Hospital installed a Solar Panel field to help reduce the facility's energy costs and carbon footprint. Electronic door locks were installed to increase the safety and security of the patients and staff. A temperature monitoring program was developed and installed to assist staff with consistent monitoring of temperature sensitive materials and products. Repairs were made throughout the facility in order to maintain the integrity and functionality of the facility. The facility and its boards continue to focus on the improvement of the facility and grounds.

Community Health Needs Assessment - South Lyon Medical Center

Appendices and Notes

U.S. Bureau of Labor Statistics | Local Area Unemployment Statistics Information and Analysis,

<http://data.bls.gov/map/MapToolServlet>

Center for Health Information Analysis (Hospital Utilization Data.)

<http://chia.unlv.edu/>

South Lyon Medical Center. "South Lyon Medical Center website.

<http://southlyonmedicalcenter.org>

Survey Monkey LLC (2011). Survey Monkey. Palo Alto, CA.

U.S. Census Bureau. (2000). Summary File 1. Washington, D.C.,

<http://factfinder2.census.gov/faces/nav/jsf/pages/index.xhtml>

U.S. Census Bureau. (2010). Summary File 1. Washington, D.C.,

<http://factfinder2.census.gov/faces/nav/jsf/pages/index.xhtml>

Survey - 2015 – Community Needs Healthcare Assessment South Lyon Medical Center

This survey is designed to provide information to South Lyon Medical Center and local health decision makers about health services and the improvement of health care services in your community. We have a few questions to ask about your use of health services, community health care needs, and the quality of health care in Southern Lyon County.

1. How would you rate the overall health of our community?

- Very healthy
- Healthy
- Neither healthy nor unhealthy
- Unhealthy
- Very unhealthy

2. From the following list and thinking about all of the people you know in Yerington and surrounding communities – neighbors, friends, co-workers, family – what do you think are the top THREE health needs people face? Please select only THREE responses.

- | | |
|--|--|
| <input type="checkbox"/> Access to health care services | <input type="checkbox"/> Homicide |
| <input type="checkbox"/> Aging-related problems, such as arthritis or hearing loss | <input type="checkbox"/> Immunizations for children |
| <input type="checkbox"/> Alcohol abuse | <input type="checkbox"/> Inadequate services for seniors |
| <input type="checkbox"/> Cancers | <input type="checkbox"/> Infectious diseases, such as hepatitis or TB |
| <input type="checkbox"/> Child abuse and neglect | <input type="checkbox"/> Mental illness |
| <input type="checkbox"/> Cost of health care | <input type="checkbox"/> Motor vehicle accidents |
| <input type="checkbox"/> Dental problems | <input type="checkbox"/> Obesity |
| <input type="checkbox"/> Diabetes | <input type="checkbox"/> Rape and sexual assault |
| <input type="checkbox"/> Domestic violence | <input type="checkbox"/> Respiratory or lung disease |
| <input type="checkbox"/> Drug abuse | <input type="checkbox"/> Sexually-transmitted diseases, including HIV/AIDS |
| <input type="checkbox"/> Exposure to environmental hazards | <input type="checkbox"/> Suicide |
| <input type="checkbox"/> Food safety | <input type="checkbox"/> Teenage pregnancy |
| <input type="checkbox"/> Firearm-related injuries | <input type="checkbox"/> Tobacco use |
| <input type="checkbox"/> Heart disease and stroke | <input type="checkbox"/> Youth/gang violence |
| <input type="checkbox"/> High blood pressure | <input type="checkbox"/> Other _____ |

3. From the following list, what do you think are the THREE most important factors for a healthy community and improving the quality of life in your community? Please select only **THREE responses.**

- | | |
|---|--|
| <input type="checkbox"/> Access to health care | <input type="checkbox"/> Healthy behaviors and lifestyles |
| <input type="checkbox"/> Affordable housing | <input type="checkbox"/> Low adult death and disease rates |
| <input type="checkbox"/> Arts and cultural events | <input type="checkbox"/> Low infant deaths |
| <input type="checkbox"/> Clean Environment | <input type="checkbox"/> Parks and recreation |
| <input type="checkbox"/> Good place to raise children | <input type="checkbox"/> Religious and spiritual values |
| <input type="checkbox"/> Good schools | <input type="checkbox"/> Strong family life |
| <input type="checkbox"/> Low crime and safe neighborhoods | <input type="checkbox"/> Supportive services for seniors |
| <input type="checkbox"/> Emergency preparedness | <input type="checkbox"/> Other: _____ |
| <input type="checkbox"/> Good race and ethnic relations | |
| <input type="checkbox"/> Good jobs and healthy economy | |

4. In the past year, have used the hospital or clinic services provided by South Lyon Medical Center?

- Yes
 No, if "No," please skip to Question 7

5. What services have you used at South Lyon Medical Center? Check all that apply.

- | | |
|--|---|
| <input type="checkbox"/> Blood bank | <input type="checkbox"/> Primary Care – Physician or nurse practitioner visit |
| <input type="checkbox"/> Clinic services | <input type="checkbox"/> Radiology – Mammography |
| <input type="checkbox"/> Emergency department | <input type="checkbox"/> Radiology – Ultrasound |
| <input type="checkbox"/> Flu shots | <input type="checkbox"/> Radiology – CT |
| <input type="checkbox"/> Inpatient hospitalization | <input type="checkbox"/> Radiology – X-ray |
| <input type="checkbox"/> IV therapy | <input type="checkbox"/> Radiology – MRI |
| <input type="checkbox"/> Laboratory | <input type="checkbox"/> Respiratory therapy services |
| <input type="checkbox"/> Long term care facility | <input type="checkbox"/> Social services |
| <input type="checkbox"/> Physical therapy rehab services | <input type="checkbox"/> Other _____ |
| <input type="checkbox"/> Physician referral | <input type="checkbox"/> N/A |

6. How satisfied were you with the services you received at South Lyon Medical Center?

- Very satisfied
- Satisfied
- Neither satisfied nor unsatisfied
- Unsatisfied
- Very unsatisfied

7. How would you rate your personal health?

- Excellent
- Very good
- Good
- Fair
- Poor

8. What is your primary source for medical information? Please select only ONE response.

- Books
- Family doctor
- Friends or relatives
- Internet
- Magazines
- Newspapers
- Radio
- Television
- Other: _____

9. Do you have any kind of health care coverage, including health insurance, prepaid plans such as HMO's, or governmental plans such as Medicare?

- Yes
- No, if "No," skip to question 12
- Don't know / not sure
- Prefer not to answer

10. What type of health insurance coverage do you have?

- Commercial or private plan
- Medicare
- Medicaid
- Other public coverage
- Other: _____
- N/A – I do not have health insurance

11. For how long have you had a health insurance coverage without a lapse in coverage?

- Less than 6 months
- 6 months to a year
- 1 to 2 years
- More than 2 years
- N/A – I do not have health insurance

12. Which of the following towns and cities do you primary go to for your health care? Please select only one response.

- Yerington
- Reno
- Carson City
- Gardnerville
- Fallon
- Other: _____

13. In the past year, have you received care from a hospital or medical provider other than South Lyon Medical Center?

- Yes
- No, in "No," please skip to Question 15

**14. What was main reason you used medical services other than South Lyon Medical Center?
Check all that apply.**

- Closer or more convenient
- Confidentiality
- Costs were lower
- Hospital or medical provider was recommended by a friend or relative
- Hospital or specialty services were not available locally
- Insurance coverage
- Out of town when the illness or injury occurred
- Quality of care considerations
- Referred to another hospital or medical provider by local physician
- Other: _____

15. What is your current zip code of your residence?

List zip code ____ _

16. Thinking back on the responses you have provided, what do you think is the top health or health care challenge facing our community?

17. What changes in health care services would you like to see in our community, if any?

18. Is there anything else you would like us to know?

Thank you for participating in this community health needs assessment survey! The results of this survey will be presented at a community meeting in Yerington later this year.

If you have any questions about this survey or the community health needs assessment coordinated by the University of Nevada, Reno and the University Of Nevada School Of Medicine, please contact Dr. John Packham at 775-784-1235 or jpackham@medicine.nevada.edu.